

# SMALL

The Small staircase designed to optimise the available space with a practical and safe solution. The shape of the steps allows the space occupied to be decreased without losing the comfort of going up the stair.





**Previous pages**  
 Small 11 steps, straight configuration.  
 Steps, structure, railing natural finish and white handrail.

**Left**  
 Close-up of step shape with alternating tread. Steps, structure, railing natural finish and white handrail.

**Right page**  
 Small 11 steps, straight configuration.  
 Natural finish steps, structure, railing and silver grey handrail.



## MATERIALS AND COLORS

### STEPS

- In birch plywood, thickness 29 mm
- Excellent stability and high mechanical strength
- Non-toxic water-based coating: 3 layers of paint

### HANDRAIL

- In plastic material in the same color as the structure

### STRUCTURE

- Steel modular elements
- Powder coated with matt scratch proof finish

### RAILING

- Painted steel vertical rails matching the color of the structure

### Wood colors (steps)

Natural



### Steel colors (structure and railing)

White



Silver grey

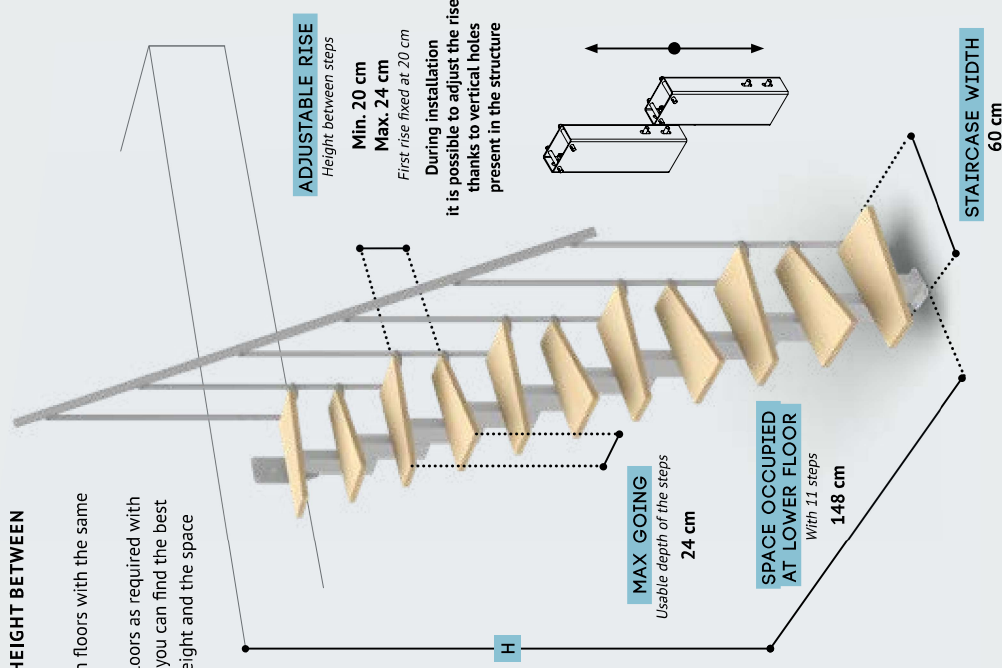


## MEASUREMENTS

valid for all the configurations

The **SYSTEM FOR ADJUSTING THE HEIGHT BETWEEN THE STEPS (RISE)** allows you to:

- Obtain different heights between floors with the same number of steps.
- Obtain the height between the floors as required with more or fewer steps (this means you can find the best compromise between the step height and the space occupied by the staircase).



### HEIGHT BETWEEN FLOORS (H)

**9 steps**  
1 box  
Min. 200 cm  
Max. 236 cm

**10 steps**  
1 box  
Min. 220 cm  
Max. 260 cm

**11 steps**  
1 box  
Min. 240 cm  
Max. 284 cm

**12 steps**  
1 box + 1 extra step  
Min. 260 cm  
Max. 308 cm

**13 steps**  
1 box + 2 extra steps  
Min. 280 cm  
Max. 332 cm

**14 steps**  
1 box + 3 extra steps  
Min. 300 cm  
Max. 356 cm

Add more steps to reach greater heights.

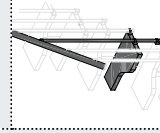
• H = Finished floor to finished floor height.

• Top step fixed one rise below finished upper floor.

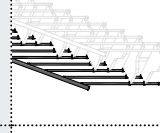
• Ceiling opening width: staircase width + 5 cm.

## ACCESSORIES

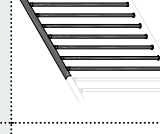
Extra step (with structure and railing).



Railing for 11 steps (External side).



Balustrade for upper floor (100 cm).



Safety bars under step.



## DIRECTION OF ASCENT

Clockwise



Counter clockwise



## TURN POSITION

Bottom



Middle



Top

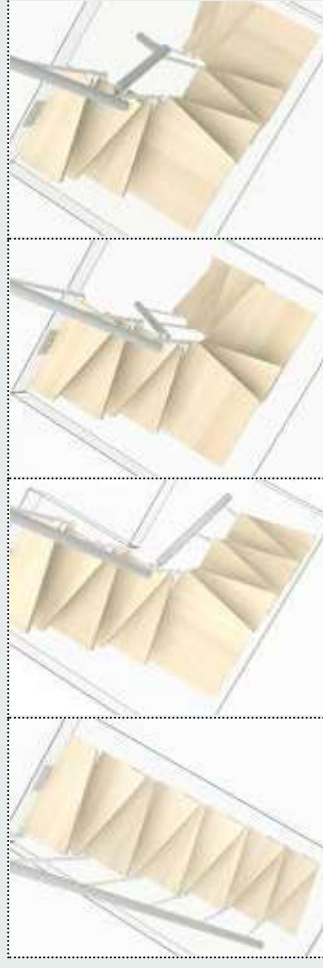


## CONFIGURATIONS

STRAIGHT

WITH 1 TURN

WITH 2 TURNS

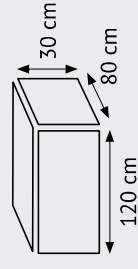


STAGGERED AND SHAPED STEPS: reduce the space occupied by the staircase without sacrificing comfort.

## PACKAGE

1 box

=



**1 complete staircase with 11 steps**

Structure, steps, railing (internal side), handrail

Choose between:

**Straight staircase:** 11 straight steps

**Staircase with 1 turn:** 10 straight steps + 1 landing

**Staircase with 2 turns:** 9 straight steps + 2 landings

The measures of the box may vary